

www.rudmet.com

ISSN 2072-0823

EURASIAN MINING

in translation from Russian

ГОРНЫЙ
ЖУРНАЛ

1 (21) • 2014



**Institute of Mining
of Far Eastern Branch
of Russian Academy
of Sciences** (pp. 3-41)

EURASIAN MINING

(Corny Zhurnal)

in translation from Russian

ГОРНЫЙ ЖУРНАЛ

The journal is included
in bibliografie database Scopus*

No. 1.2014

FOUNDING MEMBERS:

"ALROSA" jsc, "Apatit" jsc, "Norilsk Nickel" mining and metallurgical company, "Mekhanobrtechnica" jsc,
"Ore and Metals" Publishing house
With support of Mining Institute of National University of Science and Technology "MISIS"
With assistance of "Rosnedra", "Gornopromyshlenniki Rossii" noncommercial partnership
With participation of State enterprise Navoi mining and metallurgical works, IPKON RAN, FGUP "TsNIGRI", "VIOGEM" jsc,
Ukrainian National mining university, State Hermitage museum
L. A. Vaisberg, Chairman of the managing board

EDITORIAL STAFF:

L. A. Puchkov, Editor-in-Chief; A. G. Vorobiev, Deputy Editor-in-Chief; S. A. Ilyin, Mining consultant;
O. V. Fedina, Responsible secretary; L. E. Kostina, O. S. Myakota, Leading editors;
N. I. Kolykhalova, Advertising manager; A. A. Sokolova, Editor; A. S. Klimovich, Junior editor;
M. A. Ukolov, Production manager; O. Yu. Zhukova, Responsible for pre-printing work

EDITORIAL BOARD:

V. J. Arens, A. A. Baryakh, V. A. Chanturiya (Head of "Processing and complex usage of mineral resources" section),
Yu. K. Dyudin, L. D. Gagut, V. I. Ganitskiy (Head of "Economics and legislation" section),
S. A. Goncharov, M. B. Kacheyants, N. O. Kaledina (Head of "Protection
of labour and environment" section), D. R. Kaplunov (Head of "Deposit development" section), A. V. Korchak,
E. A. Kozlovsky (Head of "Raw material base" section), B. N. Kutuzov, V. G. Lerner, V. S. Litvinenko,
A. B. Makarov, Yu. N. Malyshev, N. N. Melnikov, O. S. Myakota, A. I. Perepelitsyn, V. L. Petrov, D. V. Pastihin,
G. G. Pivnyak, L. A. Puchkov, V. V. Rudakov, M. V. Rynnikova, E. E. Sheshko (Head of "Mining equipment,
power supply and automation" section), B. I. Smirnov, K. N. Trubetskoy, T. I. Ushina, L. A. Vaisberg, A. G. Vorobiev, I. V. Zyryanov

Analytical group of editorial board:

V. I. Borshch-Komponiets, C. A. Ilin, V. P. Gritsaev, O. N. Malgin,
V. N. Mosinets, A. A. Novikov, M. G. Sedlov,
R. I. Semigin, E. M. Titievsky, A. P. Velichko

Heads of representative offices in regions:

S. S. Arzumanyan (Armenia), A. M. Babets (Kursk Magnetic Anomaly, Russia), N. I. Dyadechkin (Krivbass —
Krivoi Rog fields, Ukraine), M. Ericsson (Sweden), Azim Ibrokhim (Tadzhikistan), V. M. Kirienko (Belorussia),
O. A. Odekov (Turkmenistan), I. Yu. Rasskazov (Far Eastern region), P. A. Shemetov (Kyzylkum region, Uzbekistan),
I. B. Tabakman (Canada), A. F. Tsekhovoy (Kazakhstan), A. G. Tvalchrelidze (Georgia),
V. L. Yakovlev (Middle and Polar Ural, Russia), F. Wall (UK), A. S. Krasulya (Donetsk-Pridneprovsk region, Ukraine)

The editor's address:

Office G550, G556, Mining Institute of National University of Science and Technology "MISIS"
6, Leninsky Avenu, Moscow, GSP1, 119049, Russia
Phone/fax: +749923027-48, +749923027-18
Email: gornjournal@rudmet.ru
Internet: www.rudmet.com

Printed: Printing House "Izvestiya", Moscow
Phone: +7 (495) 650-38-80
Order 2619

Approved for printing on 24 July 2014
Volume: 6 printer,s sheets (72 pages)
Circulation: 100 copies. The price of free.

© Design and make-up. "Ore and Metals" Publishing house, "Eurasian mining", 2014

*In the Scopus database edition doesn't bear responsibility for terms of placement of published articles.

The editorial staff do not bear any responsibility for the content of advertizing materials.

Trade mark and title "Eurasian Mining" are exclusive property of "Ore and Metals" publishing house.

The journal is registered in the RF Ministry of Press (Certificate PI No. 7717550 dated 09.03.2004).

All rights reserved. This publication or parts there of may not be reproduced in any form without permission of the publisher.

ISSN 2072-0823



9 772072 082000

CONTENTS

FROM THE OPERATIONAL EXPERIENCE OF THE MINING COMPANIES AND THE ORGANIZATIONS

INSTITUTE OF MINING OF FAR EASTERN BRANCH OF RUSSIAN ACADEMY OF SCIENCES

Van-Van-E A. P., Sklyarova G. F., Lavrik N. A. Scientific principles of formation of ore mining regions of Far Eastern Federal District.	3
Litvintsev V. S. Basic directions of the strategy of mastering of anthropogenic ore and placer deposits of noble metals	7
Archipov G. I. Mining industry in the economics of Far Eastern Region	11
Khrunina N. P., Korneeva S. I. Improving mining methods of high-clay deposits of precious metals	15
Potapchuk M. I. Kursakin G. A., Sidlyar A. V. Improvement of safety of development of bump hazardous vein deposits of Eastern Primorye.	18
Cheban A. Yu., Sekisov G. V., Khrunina N. P., Shemyakin S. A. Upgrading continuous and cyclic excavation and transportation during open-pit mining	22
Rasskazova A. V., Aleksandrova T. N., Lavrik N. A. The increase of effectiveness of power utilization of brown coal of Russian Far East and prospects of valuable metals extraction.	25
Litvinova N. M., Alexandrova T. N., Gurman M. A., Rasskazova A. V. Research of mineralogical — technological peculiarities of refractory gold-bearing ores	28
Samatova L. A., Shepeta E. D. Innovation technologies of processing of poor and out of balance ores and mine dumps.	33
Samatova L. A., Shepeta E. D., Voronova O. V. Integrated mineral processing of scheelite ores from the Lermontovskoye deposit	38

ECONOMICS, ORGANIZATION AND MANAGEMENT

Danilov Yu. G., Tarasov M. E. Prospects of transformation of Group ALROSA.	42
Nikolaev M. V., Danilov Yu. G., Kurneva M. V. Problems and prospects of modern development of diamond mining industry	45

RAW MATERIAL BASE

Zimanovskaya N. A., Gavrilenko O. D. Gold in massive sulfide (base metal) and carbonaceous gold sulfide deposits in Eastern Kazakhstan.	49
--	----

PHYSICS AND MECHANICS OF ROCKS

Louchnikov V. N., Eremenko V. A., Sandy M. P. Ground support liners for underground mines: energy absorption capacities and costs.	54
---	----

PROCESSING AND COMPLEX USE OF MINERAL RAW MATERIALS

Misnikov O. S., Chertkova E. Yu. Hydrophobic modification of mineral binders by additives produced from peat	63
---	----

EQUIPMENT AND MATERIALS

Ibragimova Z. A., Povetkin V. V., Sushkova O. A., Tatybayev M. K. Hardening of a surface of teeth of the drive of spherical mills to methods superficial and plastic deformation (technique and experiment).	69
---	----

UDC 622.271; 621.86.067

Z. A. IBRAGIMOVA, V. V. POVETKIN, O. A. SUSHKOVA, M. K. TATYBAYEV (Kazakh National Technical University named after K. I. Satpaev)

HARDENING OF A SURFACE OF TEETHS OF THE DRIVE OF SPHERICAL MILLS TO METHODS SUPERFICIAL AND PLASTIC DEFORMATION (technique and experiment)



Z. A. IBRAGIMOVA,
Doctoral PhD



V. V. POVETKIN,
Professor,
Doctor of Engineering Sciences



O. A. SUSHKOVA,
Assistant Professor, Candidate
of Engineering Sciences



M. K. TATYBAYEV,
Assistant Professor

In article on the basis of the analysis of dynamic methods of finishing — strengthening processing of surfaces plastic deformation suggested a technique of hardening of a surface of cogwheels of the drive of spherical mills. Experimental works on superficial and plastic deformation of a surface of a shaft from steel of 35L are performed. Researches were carried out on the lathe with various modes of processing speed of rotation of preparation, effort of pressure of an roller and feed speed. During experimental works, parameters of surface hardness and roughness were registered. Surface hardness was measured up to the depth of 2 mm. On the basis of the experimental data, graphs with the above mentioned parameters are represented.

Keywords: hardening, surface — plastic deformation, finishing-strengthening processing, cogwheel, tension, roller, roughness, hardness.

Introduction To increase service life of the drive of a spherical mill, it is necessary to considerably increase the hardness of a surface of teeths of the driving and conducted gear wheel mounted on the frame (cowling) of a drum of a spherical mill. One of perspective ways of hardening is the surface — plastic deformation (SPD).

In recent years, in metal-working technology, dynamic methods of finishing-strengthening processing of the SPD among which the important place is taken by finishing-strengthening processing of details by a multicontact vibropercussion instrument were widely adopted [1].

Distinguish the static, shock, vibration and ultrasonic SPD. Rollers, balls, fraction, etc. are used as working items. SPD can be carried out by several methods of processing (combined SPD) or it is consecutive also several methods (combined SPD) [2].

Processing of machine parts by surface — plastic deformation is one of the simplest and effective methods of hardening. Surface-plastic deformation increases the fatigue strength, contact endurance and wear resistance of details and, thereby, increases durability of machines and equipment. As a result of surface-plastic deformation the microstructure and physic-mechanical properties of the top layer of metal

change: its hardness and strength increase, there is favorable squeezing residual tension. The roughness of a surface becomes lower.

The most effective is a local hardening of SPD of areas of stress concentrators which is much more productive and cheaper than universal.

For increase durability of an open gearing on wear, as well as the contact durability of teeths, it is necessary to increase the hardness of their working surfaces. On the other hand, increase of hardness of working surfaces of teeths reduces speed of their burn-in and leads to long work at significant unevenness of load distribution on the length of contact lines that reduces the fatigue strength of teeths. Nevertheless, world leaders on production of drum mills equip its with the open tooth gearings having hardness of working surfaces of gear teeths according to $HB_1 = 550+600$, $HB_2 = 230+305$ that considerably exceeds a similar indicator for the mills made in Russia and in Ukraine, where $HB_1 = 260+300$, $HB_2 = 180+200$. Thus, to create a competitive drum mills and ensuring their reliable operation it is necessary to find reserves for reduction of bending stresses in the dangerous section of tooth of open transfer [3].

For experimental studies, standard methods of planning and processing of experimental data, and also statistics theories were used [4–8].

The analysis of methods of hardening of a surface of teeths is carried out by the various methods of SPD with the purpose of selection of the technologies of hardening of a tooth gearing of the drive of a spherical mill, the most effective blasting processing method was taken for the basis allowing to increase surface hardness for 30–40%, this will have a positive impact on increase of operation resource of the gear drive. As a modeling method of processing was adopted surface-hardening deformation by a ball (roller) at which cold hardening forms on a detail surface and the residual stresses develop in it, and the depth of the strengthened layer is identical to shot peening.

Number of experiments were made to determine the main parameters of a roughness of R_z from effort P depends of the calibrating-rolling tool (a roller or a ball) to the blank executed in the form of steel shaft 35L, parameters of hardness of HB surface of a blank from S supply at various P efforts and promptness n during running-in by a ball, parameters of hardness of HB surface of a blank from promptness n , parameters of change of HB hardness by depth of the strengthened layer.

The detail (Fig. 1) made from steel 35L, is clamped in the three-jaw chuck with drawing in from the center of poppethead then is exposed to rotation using roller with ball (Fig. 2 a) and roller (Fig. 2 b) tips, processing of detail steps is made at various modes (effort on an roller P , H , rotation speed n , rpm, S supply, mpr).

Measurement of surface hardness were registered on the TK-2M model device, roughness measurement — on the profilograph P-154 (Fig. 3).

The purpose of the research is to establish the characteristics of the surface layer, i. e. hardness from regime parameters (P , S , n).

The technique of work consists in the following:

- to install blank in the machine centers, a lathe tool — in a tool-holder of a support;
- for experiments, Turn five areas (steps) of the blank with one installation of cutting modes;
- to measure diameters of all five sites using a caliper;
- to measure the average arithmetic profile hardness deviation (on HB) on all pierced areas before run-in;
 - to measure the average arithmetic profile roughness deviation (on R_z) on all pierced areas before run-in;
 - to fix the blank in the machine centers, and roller install in in a tool-holder (Fig. 4);
 - to install run-in modes for each site separately;




Fig. 1. Cylindrical sample in the form of a shaft



Fig. 2. Roller: a — the ball; b — the roller




Fig. 3. Devices for hardness and roughness measurement

- to install run-in effort of for the first corbel. For that, to bring roller to a contact with a ball surface of the first corbel and to make supply on 0,05 mm with rotation of the load screw. To run-in a corbel for one trip. To repeat mentioned techniques for remaining areas, consistently changing support of S run-in, keeping effort P and promptness n without changes;

- to run-in with the ball all five areas with various S supply speed;

- to measure diameters of corbels, HB hardness and R_z roughness of its surface on all areas, to register results in table 1;

- to remove 0,1 mm of a metal layer from blank, to measure HB hardness, to repeat measurements of hardness when remove 0,3 mm, 0,8 mm, 1,2 mm, 1,6 mm, 1,8 mm, 2,0 mm, 2,2 mm of the metal layer;

- with supply of $S = 0,05$ mpr and promptness $n = 900$ rpm to treat the blank for further experiments. To measure the diameters, hardness of HB surface;

- to make the run-in with the ball with various S supply speed, promptness n and keeping effort P ;

- to measure diameter of a shaft, HB hardness, R_z roughness;

- all received results after running-in with ball, to register in Tables 1, 2 and 3;

- for experiments, to turn the blank with the calibrating-rolling tool with roller tip;

- to measure shaft diameter and hardness of HB surface;

- to run-in with roller with fixed S supply and P effort, but with various promptness n , Fig. 5;

- to measure shaft diameter, HB hardness, R_z roughness.

- all received results after running-in with a roller, to register in Table 4.

In the result of experiment, there were formulated following graphs: $R_z = f(P)$; $HB = f(S)$; $HB = f(n)$; $HB = f(h)$; $= f(T)$.

In Fig. 6 there was presented the schedule of dependence of R_z roughness of blank surface from P effort pressing of the tool that shows that with increase of radial effort of roller, the R_z roughness of blank surface decreases.

In Fig. 7 there was presented the schedule of dependence of blank surface HB hardness from S supply at P effort = 200 H, $n = 224$ rpm at ball run-in on which surface hardness is shown with reference value $HB = 153$. Surface hardness is $HB = 184$, i. e. the increase was on 31 units. 0,1 mm was removed from blank surface, HB hardness = 177, at removal 0,3 mm of metal layer — HB hardness = 176, at removal 0,8 mm of metal layer — HB hardness = 172, at removal of 0,6–4 mm of metal layer, hardness — $HB = 169$ –170, at removal of 1,6–2,0 mm of metal layer — HB hardness = 158.

In Fig. 8 there was presented the schedule of dependence of HB hardness of blank surface from S supply at P effort by the tool = 400H, $n = 160$ –630 rpm at ball run-in. On graphics it is shown that at constant P effort and various promptness n , the HB hardness of blank surface increases.

In Fig. 9 there was presented the schedule of dependence of HB hardness of blank surface from promptness n at P effort by the tool = 400H, $S = 0,1$ mpr at a roller run-in. Before experiment there was measured the hardness of a surface $HB = 153$, after roller run-in at constant values of P and S , but at various values n , change of hardness of blank surface to $HB = 160$ is noticeable.

EQUIPMENT AND MATERIALS

In Fig. 10 there was presented the schedule of change of HB hardness of blank along the depth Δ (a reference value of HB = 153). Regression equation:

$$y = 5.1x^2 - 23x + 190.$$



Fig. 4. Scheme of roller work



Fig. 5. Scheme of work of a roller

In Fig. 11 there was presented the schedule of service life of a cogwheel of a spherical drum mill it shows that the more the term of operation of a cogwheel of a spherical drum mill, the more its wear.

Summary. Increase the hardness of a teeth gearings surface of spherical mills drive on HB = 31 units increases the

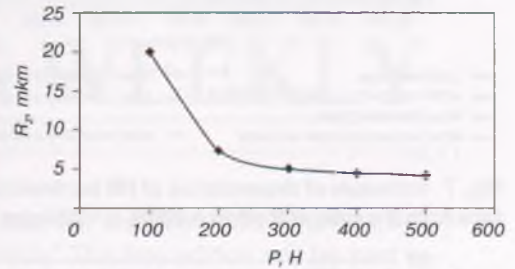


Fig. 6. Schedule of dependence of R_z roughness of blank surface from P effort pressing of the tool

Table 1. The summary table of experimental data after ball run-in

No. experiment	Diameter of a shaft before run-in, mm	Shaft HB before run-in	R_z before run-in	S, mpr	n, rpm	P, kg	Diameter of a shaft after run-in, mm	Shaft HB after run-in	R_z after run-in
1	36,69	153	20	0,05	224	20	36,49	184	7,5
2	36,69	153	20	0,06	224	20	36,51	184	7,5
3	36,69	153	20	0,075	224	20	36,49	184	7,5
4	36,69	153	20	0,09	224	20	36,51	184	7,5
5	36,69	153	20	0,1	224	20	36,49	184	7,5

Table 2. The summary table of experimental data after ball run-in

HB after run-in and removal of 0,1 mm	B after run-in and removal of 0,3 mm	HB after run-in and removal of 0,8 mm	Removed a layer of metal, mm	HB after run-in and removal of metal	Removed a layer of metal, mm	HB after run-in and removal of metal
177	176	172	1,4	169	1,6	158
177	176	172	1,2	169	1,8	158
177	176	172	1,0	169	2,0	158
177	176	172	0,8	169	-	-
177	176	172	0,6	170	-	-

Table 3. The summary table of experimental data after ball run-in

No. experiment	S, mpr	n, rpm	Diameter of a shaft before second run-in, mm	Shaft HB before second run-in	S, mpr	n, rpm	P, kg	Diameter of a shaft after second run-in, mm	Shaft HB after second run-in	R_z after second run-in
1	0,05	900	31,0	153	0,5	630	40	31,0	160	4,5
2	0,05	900	31,0	153	0,4	450	40	31,0	160	4,5
3	0,05	900	31,0	153	0,3	315	40	31,0	160	4,5
4	0,05	900	31,0	153	0,2	224	40	31,0	160	4,5
5	0,05	900	31,0	153	0,1	160	40	31,0	167	4,5

Table 4. The summary table of experimental data after roller run-in

No. experiment	Diameter of a shaft before run-in, mm	Shaft HB before run-in	S, mpr	n, rpm	P, kg	Diameter of a shaft after run-in, mm	Shaft HB after run-in	R_z after run-in
1	30,5	153	0,1	630	40	30,5	160	5,0
2	30,4	153	0,1	450	40	30,3	158	5,0
3	30,3	153	0,1	315	40	30,3	157	5,0
4	30,0	153	0,1	224	40	30,0	157	5,0
5	30,3	153	0,1	160	40	30,3	157	5,0

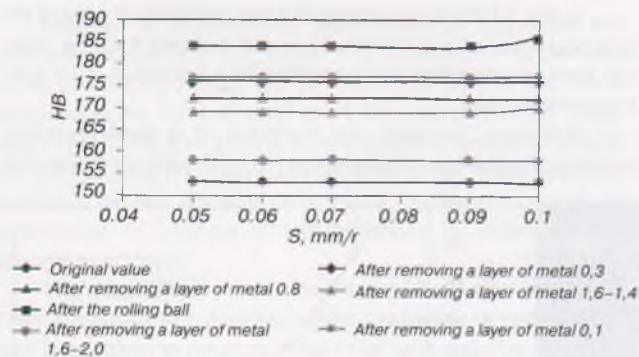


Fig. 7. Schedule of dependence of HB hardness of blank surface from S supply at P effort = 200H, $n = 224$ rpm at ball run-in

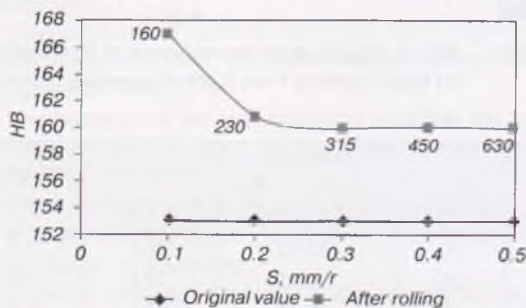


Fig. 8. Schedule of dependence of blank surface hardness from supply at P effort = 400 H tool, $n = 160-630$ rpm at ball run-in

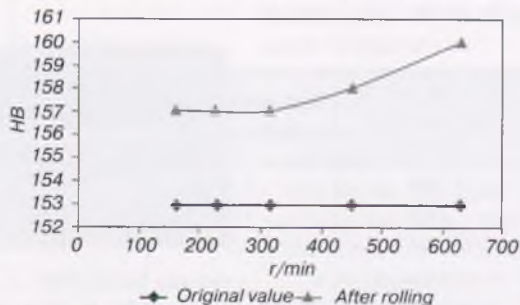


Fig. 9. Schedule of dependence of HB hardness of blank surface from promptness n at effort by the tool $P = 400H$, $S = 0,1$ mpr at roller run-in

hardness of teeth surface to 22% of the initial. According to experimental data of spherical mills operation in production, drive service life can be increased by 30-40%. Analyzing the results of experimental research, the following conclusions can be drawn:

- with increasing pressure of roller with a ball tip within $P = 200-400H$, the R_z roughness of a surface decreases to 5 microns;

- with set modes of run-in with ball tool, the depth of the hardened layer was 2 mm, and the hardness of the surface layer $HB = 184$ units at $P = 200H$, $HB = 167$ units at $P = 400H$.

- at roller run-in — $HB = 160$ units;

- service life of gears with wear limit 2 mm makes — 150.000 hours, and with using recommended technology of a teeth gearing burn-in, blasting processing and using of Lubricating coolant for hardening of the friction surface and decrease the friction coefficient, service life of gearing can increase twice.

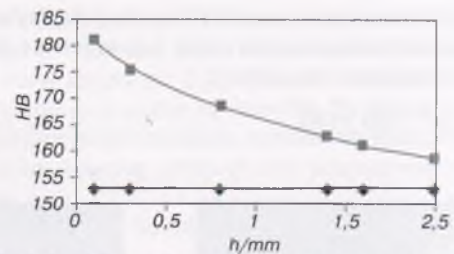


Fig. 10. Schedule of dependence of change of HB hardness of blank along the depth Δ

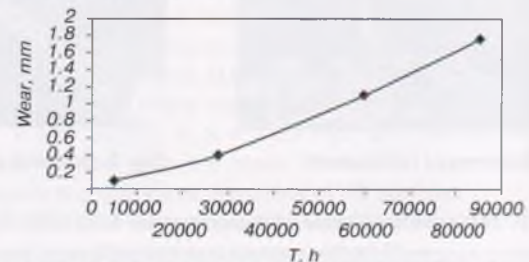


Fig. 11. Schedule of dependence of wear value of a spherical mill cogwheel from T operation time

Conclusions. The technique of experiments by determination of surface hardness was worked out, all results were registered in tables according to which respective schedules of dependencies were drawn up.

Increase the hardness of a teeth gears surface of spherical mills drive on $HB = 31$ units increases the hardness of teeth surface to 22% of the initial. According to experimental data of spherical mills operation in production, drive service life can be increased by 30-40% and on assumption of realization of invention with using blasting process increases in to times.

References

- 1 Babichev A. P., Motrenko P. D., etc. *Finishing strengthening processing of details by a multicontact vibropercussion instrument*. — Rostov-on-Don: DGTU publishing center, 2003, 192 p.
- 2 URL: www.masters.donntu.edu.ua
- 3 Povetkin V. V., Sushkova O. A. *Durability increase heavy-duty teeth gears using surface plastic deformation methods // collections of materials from III international scientific conference: "Actual problems of mechanics and mechanical engineering"*. — Almaty, 2009. — T.II. — Pp. 257-261.
- 4 *Bases of scientific researches / By ed. V. I. Krutov*. — M.: The higher school, 1989.
- 5 Toyberg P. *Estimation of accuracy of measurement results*. — Energy publishing house, 1988, 88 p.
- 6 Kasatkin B. S., Kudrin A.B. etc. *Experimental methods of deformations and tension research: Handbook*. — Kiev: Naukova dumka, 1981, 584 p.
- 7 Nalimov V. V. *Experiment theory*. — M.: Science, 1971, 205 p.
- 8 Rumshinsky L. Z. *Mathematical processing of experimental results*. — M.: Sciencē, 1971, 192 p.

Ibragimova Zaure Asilbekovna,
e-mail: zaure_1983_as@mail.ru
Povetkin Vitaliy Vasiliyevich,
e-mail: vv1940_povetkin@mail.ru
Sushkova Oliyga Anatoliyevna,
e-mail: sol777ga@mail.ru
Tatybayev Mukhtarbek Kalmyrzaevich,
e-mail: mukhtar_t.k@mail.ru